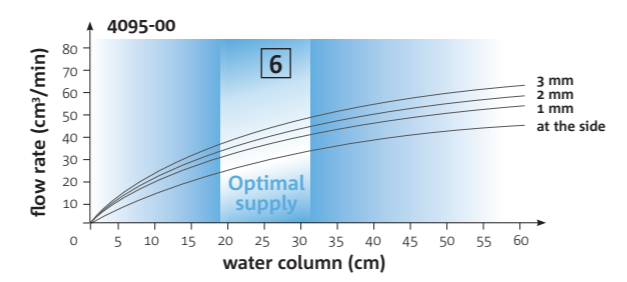
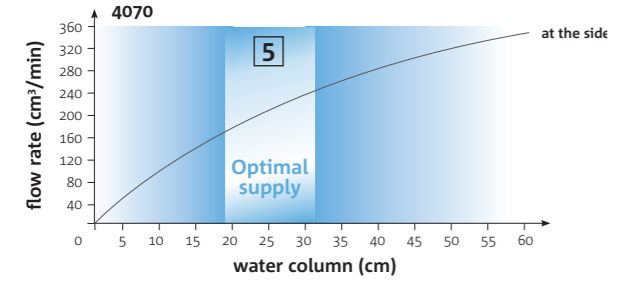
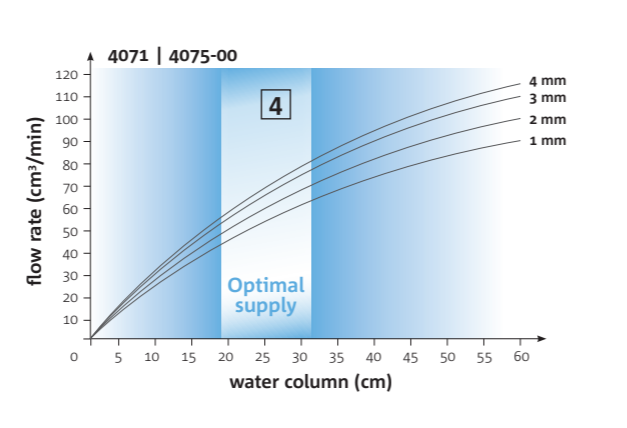
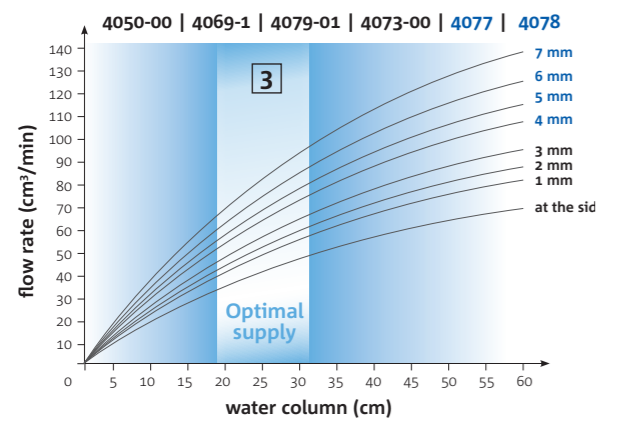
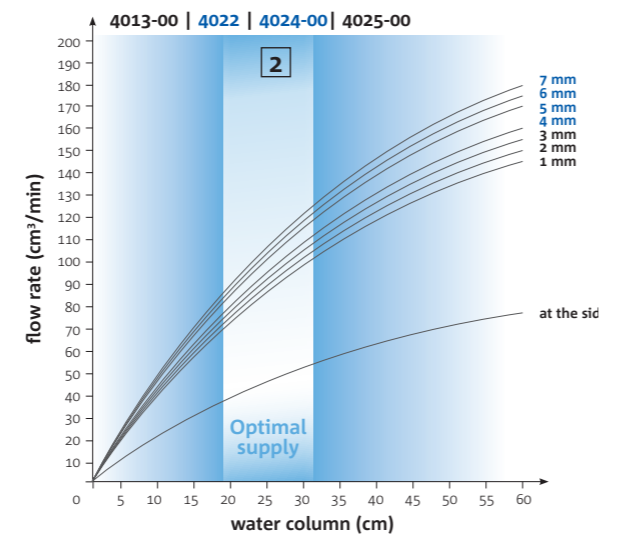
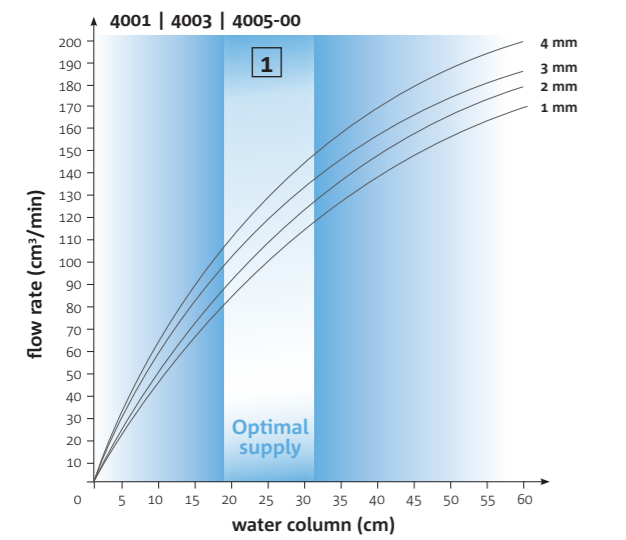


At a glance



For further information: [www.lubing.com](http://www.lubing.com)

Technical modifications reserved.

# Nipple drinkers



Drinking-Systems  
Conveyor-Systems  
Climate-Systems

LUBING Maschinenfabrik GmbH & Co. KG  
Lubingstraße 6 · 49406 Barnstorf (Germany)  
Tel.: +49 (0) 54 42 - 98 79-0 · Fax: +49 (0) 54 42 - 98 79-33  
[www.lubing.com](http://www.lubing.com) · [info@lubing.com](mailto:info@lubing.com)

0812-1 / 10-12 / 1000

with the  
patented LUBING nipples

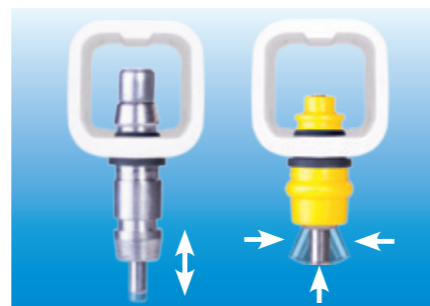
## Nipple drinkers at a glance



**Type A**  
Stainless steel body with thread and strictly vertical action.



**Type B**  
Plastic body with thread and strictly vertical action.



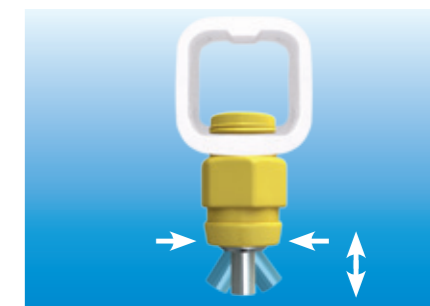
**Type C**  
Plastic body (yellow) without thread with vertical and side action. Stainless steel body without thread with strictly vertical action.



**Type D**  
Stainless steel body with thread and vertical and side action.



**Type E**  
Plastic body with thread and with vertical and side action.



**Type F**  
CombiMaster  
New nipple with bigger body and pin. Less height in the nipple pipe.

### Product choice according to the kind of poultry

Kind of Poultry	Management	with cup		Management	cupless	
		Art.no.	Birds/nipple *		Art.no.	Birds/nipple *
* Breeders	F	4001	10-12			
	F	4022/4025-00	10-12			
* Breeder rearing	F	4013-00	10-15	F	4073-00	8-10
	F	4022	10-15	F	4077	8-10
	F	4024-00/4025-00	10-15	F	4078-00	8-10
	F	4050-00	10-12	F	4095-00	8-10
* Broilers	F	4013-00	18-20	F	4073-00	8-10
	F	4022	18-20	F	4077	8-10
	F	4024-00/4025-00	18-20	F	4078-00	8-10
	C	4024-00	10-12	F	4095-00	8-10
	F	4050-00	12-14	F	4069-01/4079-01	8-10
* Layers	C	4001	10-12	C	4071	6-8
	C	4003	10-12			
	C	4005-00	10-12	C	4075-00	6-8
	F	4013-00	10-12	C	4073-00	6-8
	F	4022	10-12	C	4077	6-8
	F	4024-00/4025-00	10-12	C	4078-00	6-8
* Pullets	F	4013-00	10-15	C	4073-00	8-10
	F	4022	10-15	C	4077	8-10
	F	4024-00/4025-00	10-15	C	4078-00	8-10
	F	4050-00	10-12	C	4095-00	8-10
				C	4069-01/4079-01	8-10
Duck finishing	F	4022	8-12			
Duck rearing	F	4022	25-30			
Turkey rearing	F	4070	30-40			
Turkey hen	F	4070	25-30			
Turkey Tom	F	4070	ca. 20			

F: Floor watering    \* The number of the animals per nipple has to be reduced in hot climates and in dependence on the light-/waterprogram. Pay attention to national / regional regulations!  
C: Cages

Art.no.	Flow rate vertical cm <sup>3</sup> /min	side action cm <sup>3</sup> /min	Flow rate diagram	Type
4001	80-90	—	1	A
4003	80-90	—	1	C
4005-00	80-90	—	1	B
4013-00	70-80	30-40	2	C
4022	70-80	30-40	2	D
4024-00	70-80	30-40	2	E
4025-00	70-80	30-40	2	F
4050-00	40-50	20-30	3	F
4069-01	35-45	20-30	3	C
4070	230-280	160-200	5	D
4071	40-50	—	4	A
4073-00	35-45	20-30	3	C
4075-00	40-50	—	4	B
4077	35-45	20-30	3	D
4078-00	35-45	20-30	3	E
4079-01	35-45	20-30	3	C
4095-00	30-40	20-25	6	F

\*Reference value of the flow rates are defined for LUBING nipples with 20 cm water column and 3 mm vertical lift height.

### Advantages of LUBING Nipples

Screw in depth offers a sump at the nipple pipe bottom.

Closest gap is in the highest position of the nipple.

No additional sealing elements at the nipple pipe necessarily.

No breakdown outline at the nipple pipe.


No sensitive attachments for the admission of the nipples.

Definite sealing seat.

Durable and precise parts in the valve, made of high-grade steel, provide for long life span.

The animal age adapted flow rate from the first day to ready for the market ones.

Tightness of the nipples already with small operating pressure.



Replacement nipples  
left: Twin-Lock-Nipple Art. 4069-01  
right: J-Lock-Nipple Art. 4079-01